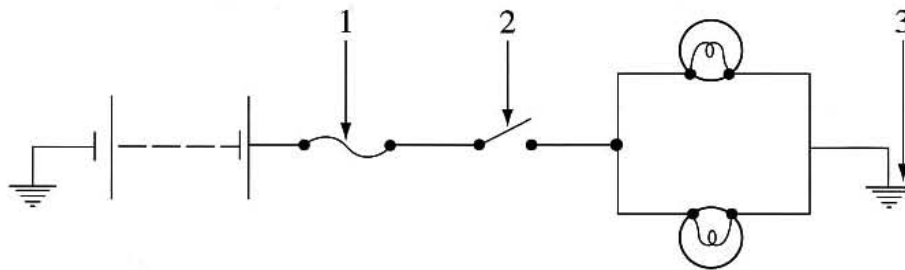


Question 19 (continued)

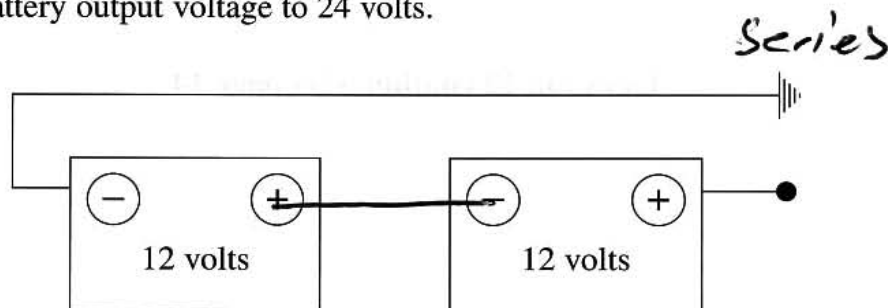
(c) This diagram shows some components in an electrical circuit.



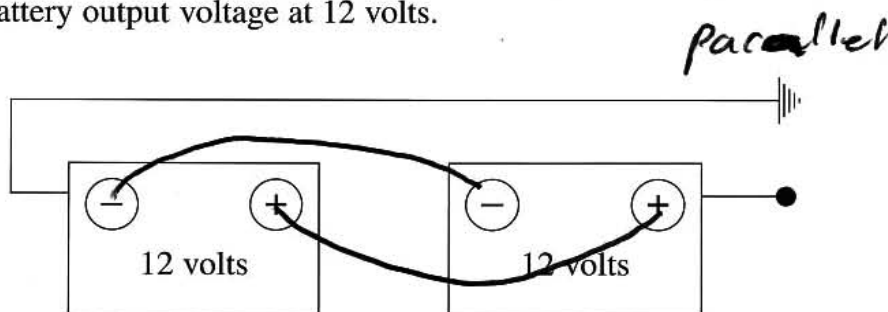
Complete the table naming and describing the function of each numbered component.

Component	Name	Function
1	<i>Fuse</i>	<i>to prevent too much current flow</i>
2	<i>Switch</i>	<i>to allow & break current flow</i>
3	<i>earth</i>	<i>completes connection & allows current flow</i>

(d) In the diagram below, draw lines to show how to connect the terminals to increase battery output voltage to 24 volts. 1



(e) In the diagram below, draw lines to show how to connect the terminals to maintain battery output voltage at 12 volts. 1



End of Question 19